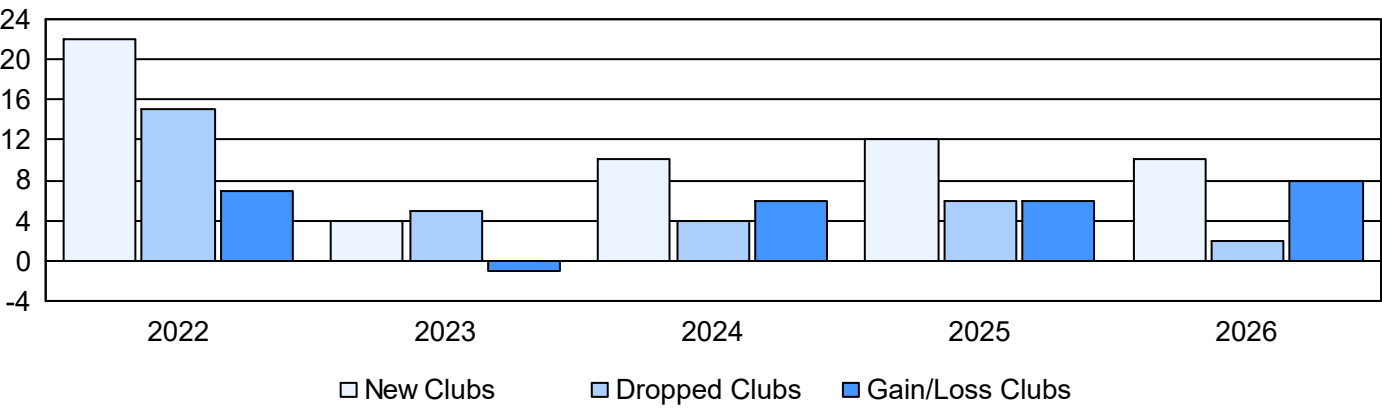
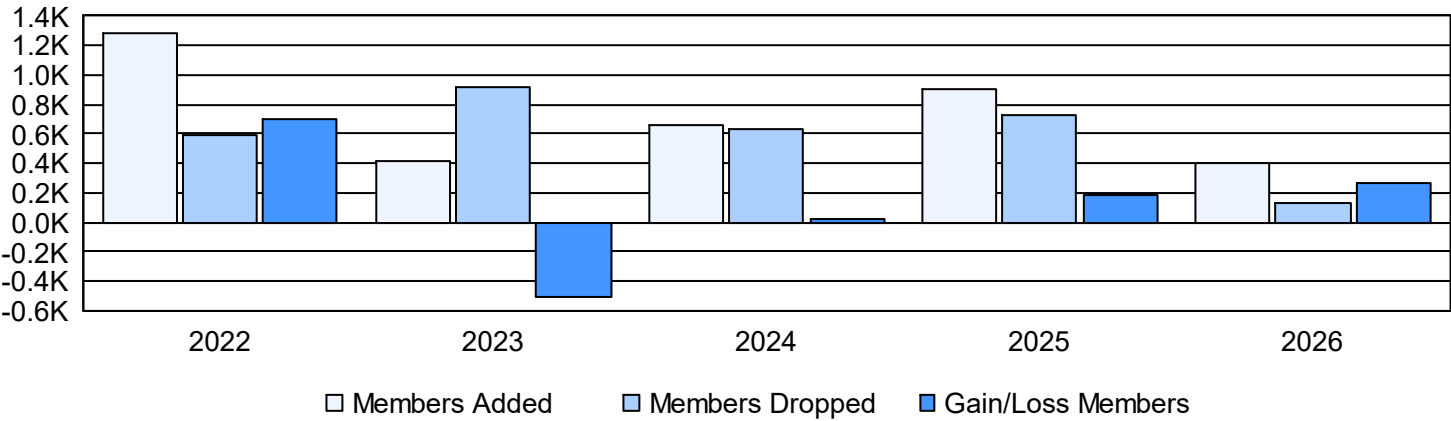


| Year | New Clubs | Dropped Clubs | Gain/ Loss Clubs | New Members | Charter Members | Reinstate Members | Transfer Members | Total Member Added | Total Members Dropped | Gain/ Loss Members |
|-----------|-----------|---------------|------------------|-------------|-----------------|-------------------|------------------|--------------------|-----------------------|--------------------|
| 2021-2022 | 22 | 15 | 7 | 532 | 709 | 29 | 15 | 1,285 | 586 | 699 |
| 2022-2023 | 4 | 5 | -1 | 251 | 118 | 22 | 27 | 418 | 922 | -504 |
| 2023-2024 | 10 | 4 | 6 | 324 | 222 | 48 | 68 | 662 | 635 | 27 |
| 2024-2025 | 12 | 6 | 6 | 390 | 344 | 134 | 38 | 906 | 726 | 180 |
| 2025-2026 | 10 | 2 | 8 | 159 | 200 | 26 | 17 | 402 | 133 | 269 |
| Average | 12 | 6 | 5 | 331 | 319 | 52 | 33 | 735 | 600 | 134 |

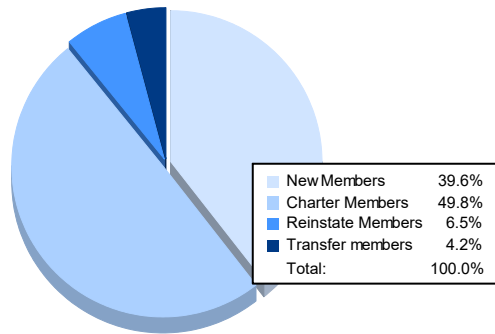
Clubs



Members



Membership Composition September 2025 Cumulative



Gender Composition September 2025 Cumulative

